




Hands-on learning

Ready to Learn: Unit 4 Lesson 1 “Make a Dog” Activity




D is for Dog

Color, cut-out, and paste onto scene.



Mouth



eyes



ears




Blank page — made for you.

Use this space to keep your child's cut-and-paste activity safe. Consider displaying finished pages as a reminder of their hard work.




Name: _____

Ready to Learn: Unit 4 Lesson 1 Letter D Activity



Celebrate Progress!

Each finished worksheet = one more step in literacy success.

 Save your child's work and explore extra printables + activities online:




www.learning-made-easy-123.com

Hands-on learning

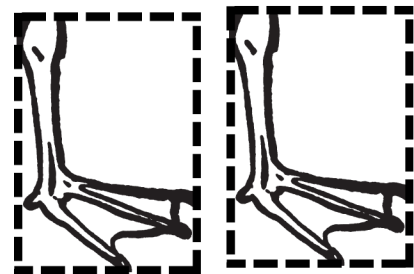
Ready to Learn: Unit 4 Lesson 1 - Make a Duck Activity

D is for Duck

Color, cut-out, and paste onto scene.



head



feet



Blank page — made for you.

Use this space to keep your child's cut-and-paste activity safe. Consider displaying finished pages as a reminder of their hard work.




Name: _____

Ready to Learn: Unit 4 Lesson 1 -Activity



Celebrate Progress!


Each finished worksheet = one more step in literacy success.

 Save your child's work and explore extra printables + activities online:

www.learning-made-easy-123.com


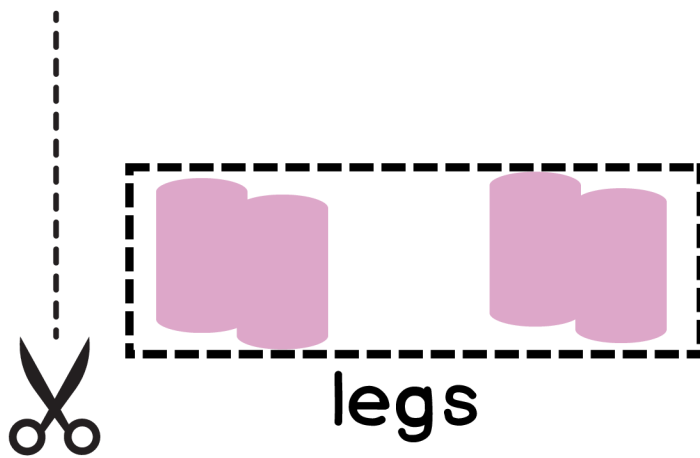

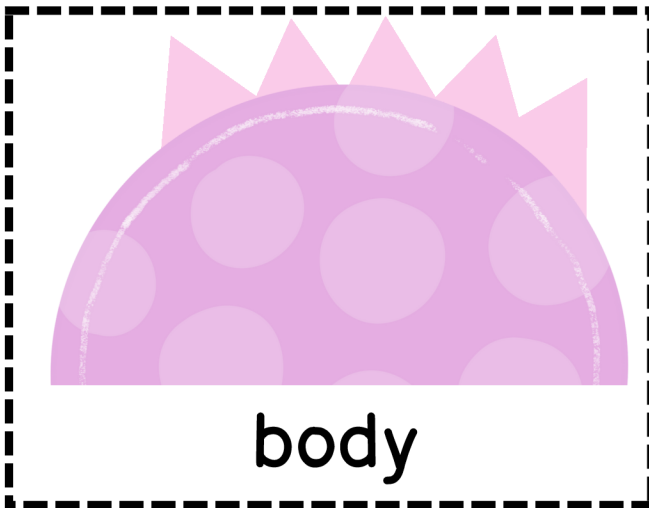
Hands-on learning

Ready to Learn: Unit 4 Lesson 2 Dinosaur Activity



D is for Dinosaur

Cut-out, and paste onto scene.



Extend the Lesson Online!

Every worksheet is part of a complete program.

Find songs, sound videos, stories, and 6 free
games per letter at:

www.learning-made-easy-123.com


Name: _____

Ready to Learn: Unit 4 Lesson 1 Dinosaur Scene



Celebrate Progress!

Each finished worksheet = one more step in literacy success.

 Save your child's work and explore extra printables + activities online:

www.learning-made-easy-123.com