

Hands-on learning

Ready to Learn: Unit 20 Lesson 1 - Letter Q Activity





Q is for Quail

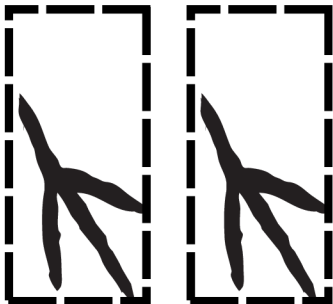


Cut-out, and Paste

onto scene.



feet



Extend the Lesson Online!


Every worksheet is part of a complete program.

Find songs, sound videos, stories, and 6 free
games per letter at:

www.learning-made-easy-123.com


Name: _____

Ready to Learn: Unit 20 Lesson 1 - Letter Q Activity



Celebrate Progress!

Each finished worksheet = one more step in literacy success.

 Save your child's work and explore extra printables + activities online:

www.learning-made-easy-123.com

Hands-on learning


Ready to Learn: Unit 20 Lesson 2 - Letter Q Activity





Q is for Queen
Color, Cut-out, and Paste to the Scene.



eyes and mouth



Crown



6 Free Games for Every Letter

This page has been intentionally left blank so that students can cut-and-paste activities freely!

Don't forget — this workbook comes with (FREE)
songs, sound videos, games, stories, and
companion activities at
www.learning-made-easy-123.com.

Name: _____

Ready to Learn: Unit 20 Lesson 2 - Letter Q Activity



Blank page — made for you.

Use this space to keep your child's cut-and-paste activity safe. Consider displaying finished pages as a reminder of their hard work.

