


Hands-on learning


Ready to Learn: Unit 3 Lesson 1 “Make a Cat” Activity




C is for Cat

Color, cut-out, and paste onto scene.


mouth



eyes



ears




6 Free Games for Every Letter

This page has been intentionally left blank so that students can cut-and-paste activities freely!

Don't forget — this workbook comes with (FREE)
songs, sound videos, games, stories, and
companion activities at
www.learning-made-easy-123.com.

Name: _____

Ready to Learn: Unit 3 Lesson 1 “Make a Cat” Scene



Blank page — made for you.

Use this space to keep your child's cut-and-paste activity safe. Consider displaying finished pages as a reminder of their hard work.



Hands-on learning

Ready to Learn: Unit 3 Lesson 2 - Make a Caterpillar




C is for Caterpillar

Color, cut-out, and paste onto scene.



circles for the caterpillar's body



eyes



antenna

Practice writing! Trace the word.

caterpillar


Extend the Lesson Online!

Every worksheet is part of a complete program.
Find songs, sound videos, stories, and 6 free games per
letter at:

www.learning-made-easy-123.com

Name: _____

Ready to Learn: Unit 3 Lesson 2 Caterpillar Scene



Blank page — made for you.

Use this space to keep your child's cut-and-paste activity safe. Consider displaying finished pages as a reminder of their hard work.

