


Hands-on learning

Ready to Learn: Unit 5 Lesson 1 Elephant Activity




E is for Elephant


Color, Cut-out, and Paste onto scene.



ears



Trunk



eyes



6 Free Games for Every Letter

This page has been intentionally left blank so that students can cut-and-paste activities freely!

Don't forget — this workbook comes with (FREE)
songs, sound videos, games, stories, and
companion activities at
www.learning-made-easy-123.com.

Name: _____

Ready to Learn: Unit 5 Lesson 1 Elephant Activity




Blank page — made for you.

Use this space to keep your child's cut-and-paste activity safe. Consider displaying finished pages as a reminder of their hard work.



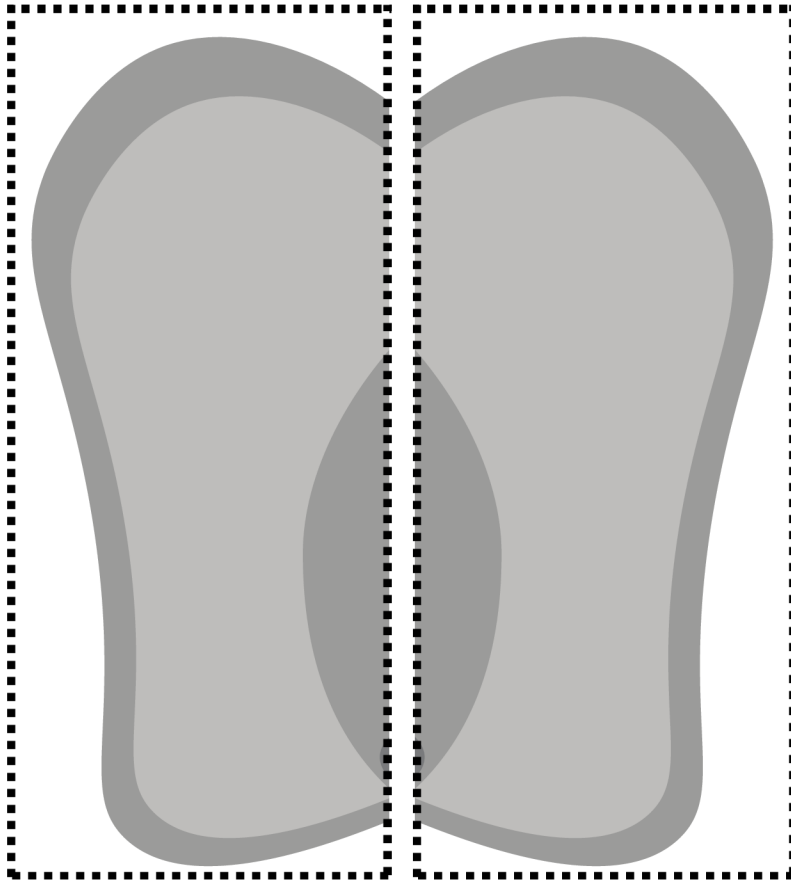
Hands-on learning

Ready to Learn: Unit 5 Lesson 2 - Make an Elephant Mask

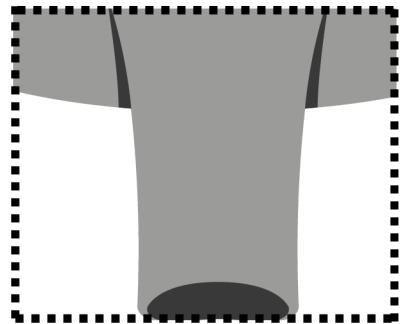


E is for Elephant


Cut-out, and Paste onto mask.



ears



Trunk




eyes




This page is blank by design.

Cut, paste, freely!

 Keep these finished activities — they make a wonderful learning portfolio.


Hands-on learning

Ready to Learn : Unit 5 Lesson 2 - Make an Elephant Mask




Fold the paper along the dotted lines for your mask stick!

Tip: Use some tape to make your mask stick strong...



Celebrate Progress!

Each finished worksheet = one more step in literacy success.

 Save your child's work and explore extra printables + activities online:

www.learning-made-easy-123.com