


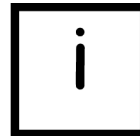

Name: \_\_\_\_\_

Ready to Learn: Unit 1 Lesson 3 Letter Review



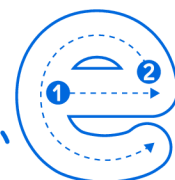
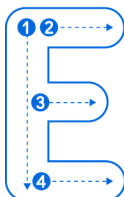
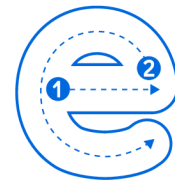
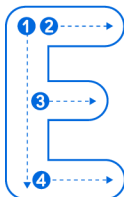
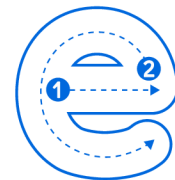
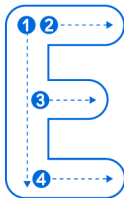
I know about the letter E

Complete the letter E words.



Trace the uppercase and lowercase letter Ee.

Trace the squiggly line from the uppercase E to the lowercase E.





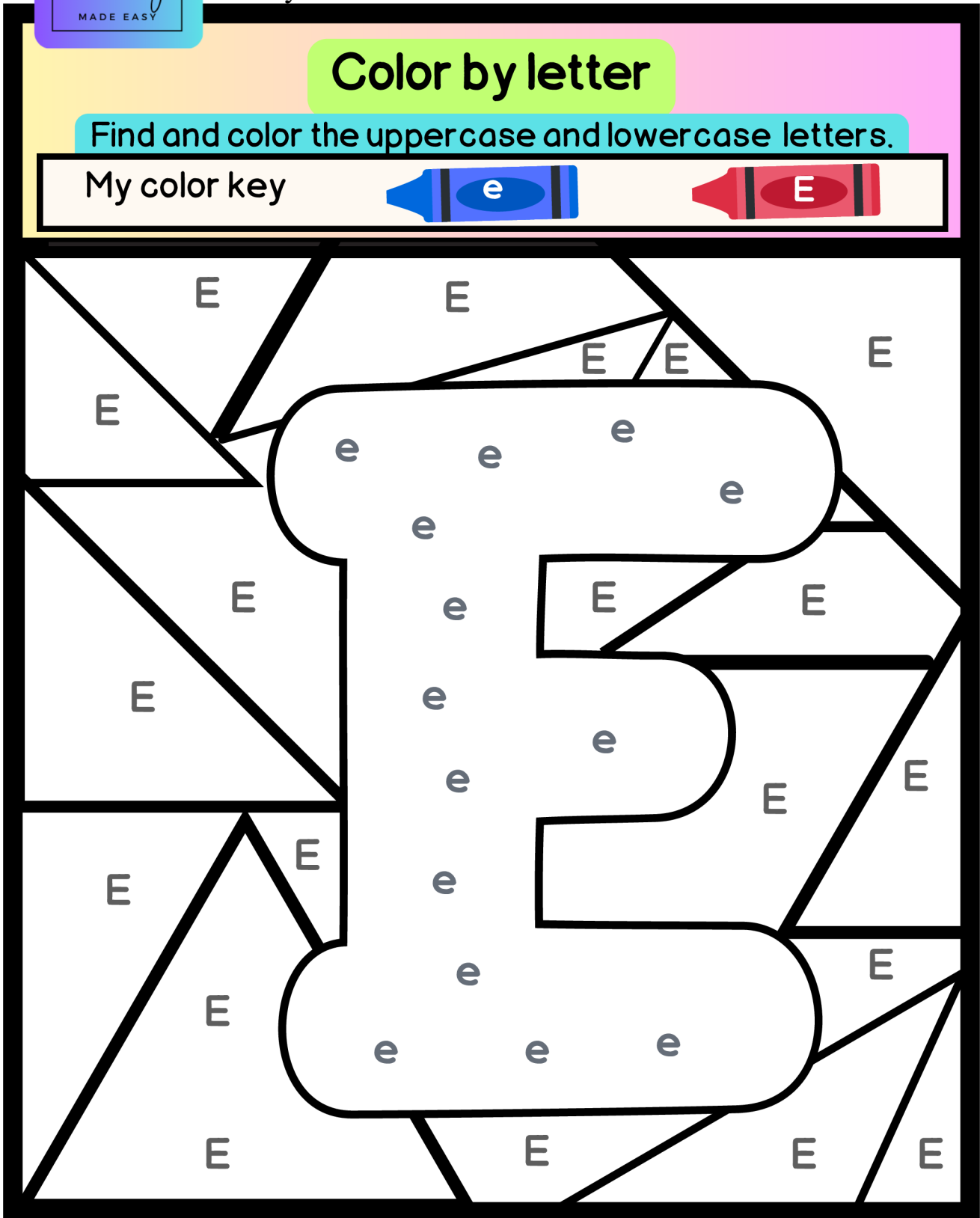
Name: \_\_\_\_\_

Ready to Learn: Unit 1 Lesson 3 Letter Review

## Color by letter

Find and color the uppercase and lowercase letters.

My color key



Name: \_\_\_\_\_



Ready to Learn: Unit 5 Lesson 3 Writing Worksheet

**I can make the letter E**

Practice writing. Do your best!

E E E E E

E

E

e e e e e

e

e



Name: \_\_\_\_\_

Ready to Learn: Unit 5 Lesson 3 Writing Worksheet

**I can make the letter E**

Practice writing. Do your best!

E E E E E

E

E

e e e e e

e

e




Name: \_\_\_\_\_

Ready to Learn: Unit 5 Lesson 3 Sound Review

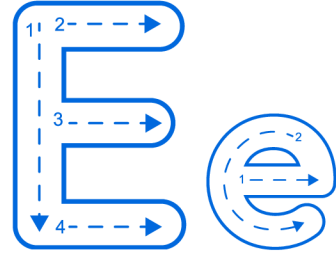
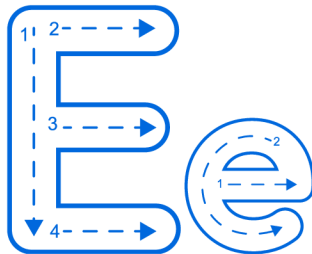
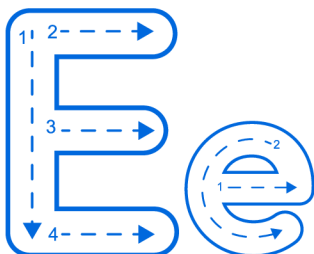
Learning  
MADE EASY

## Beginning sounds

Color the picture that begins with the letter /e/ sound.



Trace the uppercase and lowercase letter Ee.





Name: \_\_\_\_\_

Ready to Learn: Unit 5 Lesson 3 Letter Review

## Find the letters

Find and color the uppercase and lowercase Ee clouds.

