


Hands-on learning

Ready to Learn: Unit 7 Lesson 1 - Make a Frog Activity



F is for Frog.

Color, cut-out, and paste onto scene.




tongue



Legs

eyes



Extend the Lesson Online!

Every worksheet is part of a complete program.

Find songs, sound videos, stories, and 6 free
games per letter at:

 www.learning-made-easy-123.com

Name: _____

Ready to Learn: Unit 7 Lesson 1 - Letter F Activity



Blank page — made for you.

Use this space to keep your child's cut-and-paste activity safe. Consider displaying finished pages as a reminder of their hard work.



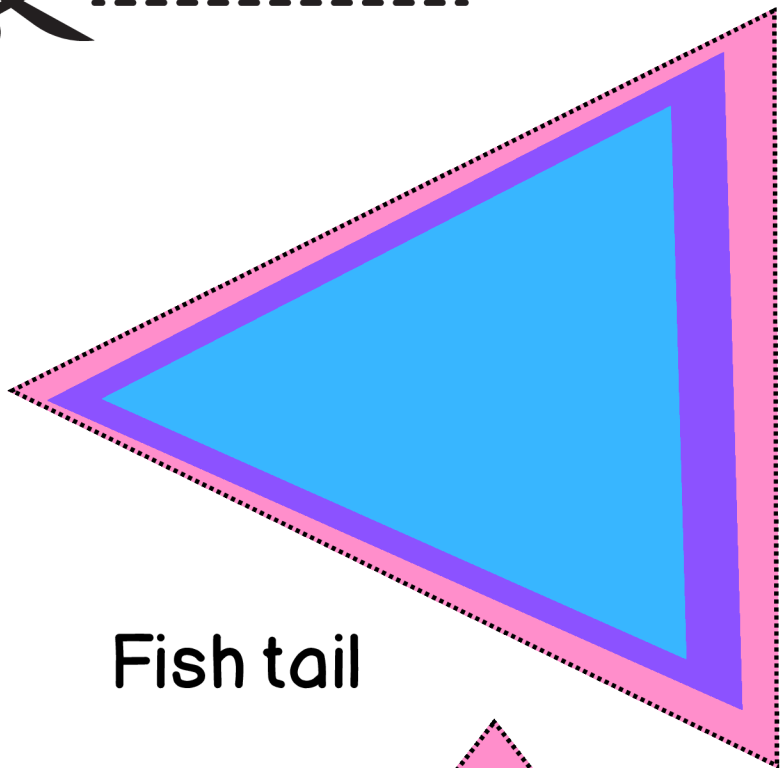

Hands-on learning

Ready to Learn: Unit 7 Lesson 2 - Letter F Activity





F is for Fish

Cut-out, and Paste to the Fish's Body.



Fish tail



Fins

Extend the Lesson Online!

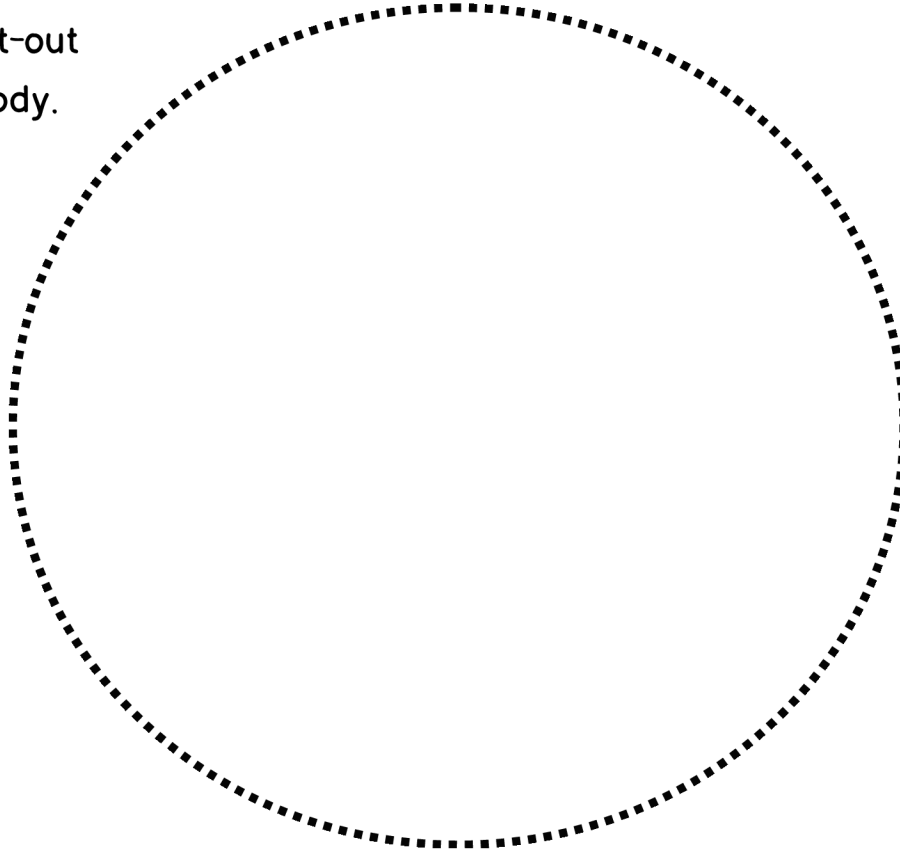
Every worksheet is part of a complete program.
Find songs, sound videos, stories, and 6 free games per
letter at:

www.learning-made-easy-123.com

Name: _____


Ready to Learn : Unit 7 Lesson 2 - Letter F Activity

Color and Cut-out
the Fish's body.



Fold the paper along the dotted lines for your fish stick!

Tip: Use some tape to make your fish stick strong.



Blank page — made for you.

Use this space to keep your child's cut-and-paste activity safe. Consider displaying finished pages as a reminder of their hard work.

