



Hands-on learning

Ready to Learn: Unit 8 Lesson 1 - Make a Letter G-Giraffe




G is for Giraffe

Color, cut-out, and paste onto scene.



Head



Spots



6 Free Games for Every Letter

This page has been intentionally left blank so that students can cut-and-paste activities freely!

Don't forget — this workbook comes with (FREE) songs, sound videos, games, stories, and companion activities at www.learning-made-easy-123.com.

Name: _____

Ready to Learn: Unit 8 Lesson 1 - Make a Letter G-Giraffe




Blank page — made for you.

Use this space to keep your child's cut-and-paste activity safe. Consider displaying finished pages as a reminder of their hard work.



Hands-on learning

Ready to Learn: Unit 8 Lesson 2 - Letter G Activity




G is for Garden

Color, Cut-out, and Paste onto scene.




Stem

Petals



Disc Florets



Grass




6 Free Games for Every Letter

This page has been intentionally left blank so that students can cut-and-paste activities freely!

Don't forget — this workbook comes with (FREE)
songs, sound videos, games, stories, and
companion activities at
www.learning-made-easy-123.com.


Name: _____

Ready to Learn: Unit 8 Lesson 2 - Letter G Activity



Celebrate Progress!

Each finished worksheet = one more step in literacy success.

 Save your child's work and explore extra printables + activities online:

www.learning-made-easy-123.com