



Hands-on learning

Ready to Learn: Unit 16 Lesson 1 - Letter N Activity



N is for Nest and
Nightingale



Cut-out, and Paste onto scene.



Eggs



Nightingale



Nest




6 Free Games for Every Letter

This page has been intentionally left blank so that students can cut-and-paste activities freely!

Don't forget — this workbook comes with (FREE)
songs, sound videos, games, stories, and
companion activities at
www.learning-made-easy-123.com.

Name: _____

Ready to Learn: Unit 16 Lesson 1 - Letter N Activity



Blank page — made for you.

Use this space to keep your child's cut-and-paste activity safe. Consider displaying finished pages as a reminder of their hard work.






Hands-on learning

Ready to Learn: Unit 16 Lesson 2 - Letter N Activity



Night Sky

Cut-out the Letter N, the stars, and the moon. Past to the night sky scene.



Extend the Lesson Online!

Every worksheet is part of a complete program.

Find songs, sound videos, stories, and 6 free
games per letter at:

www.learning-made-easy-123.com

Name: _____

Ready to Learn: Unit 16 Lesson 2 - Letter N Activity




N

Night Sky

This page is blank by design.

Cut, paste, freely!

 Keep these finished activities — they make
a wonderful learning portfolio.