




Hands-on learning

Ready to Learn: Unit 2 Lesson 2 Ball Player Activity



B is for Ball

Color, cut-out, and paste each ball onto the matching ball in the ball player scene.





This page is left intentionally blank
for double side printing.

Name: _____

Ready to Learn: Unit 2 Lesson 2 Ball Player Activity



Paste colored ball onto the matching ball below.



This page is left intentionally blank
for double side printing.

Name: _____

Ready to Learn: Unit 2 Lesson 2 Beginning Sounds



Beginning Sounds

Circle the pictures that begin with the letter /b/ sound.



Name: _____

Ready to Learn: Unit 2 Lesson 2 Beginning Sounds



Fill in the missing letter

Add the letter B to complete each word.



____ear



____ed



____oy



____oat

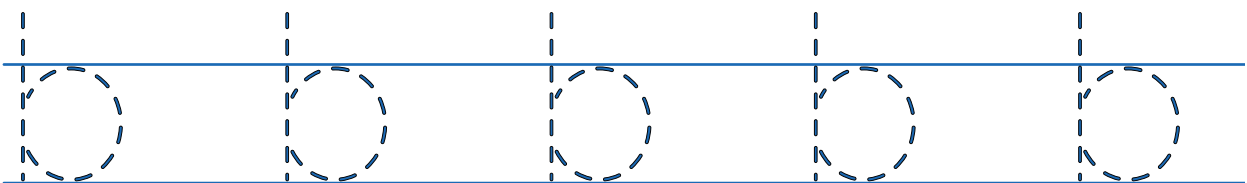
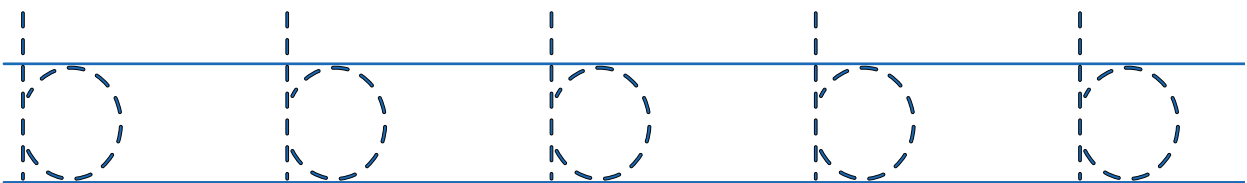
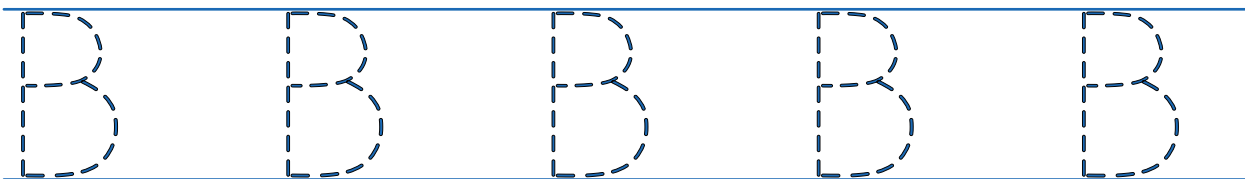
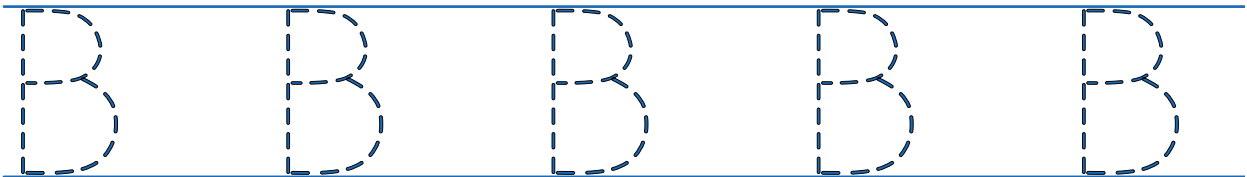

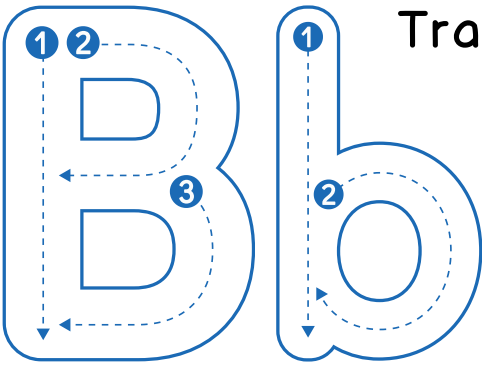
Name: _____

Ready to Learn: Unit 2 Lesson 2 Tracing Worksheet



B is for Bat

Trace the letter Bb.



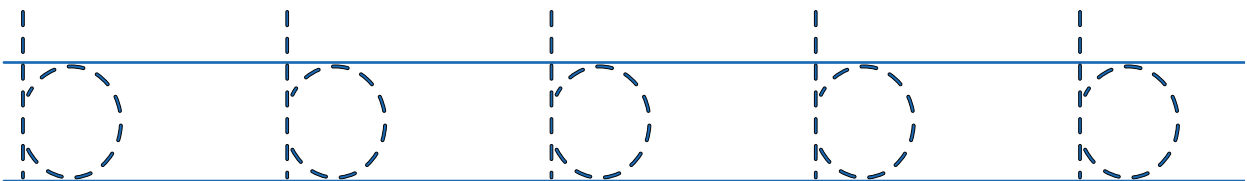
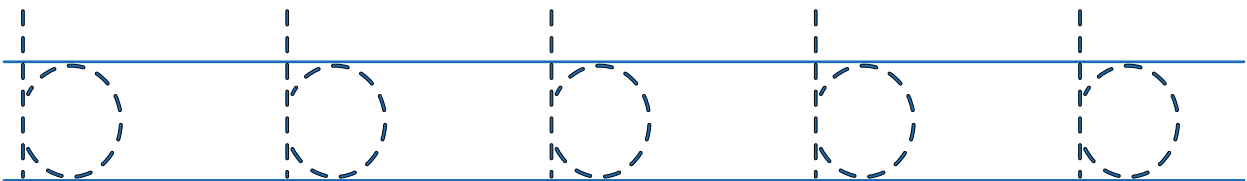
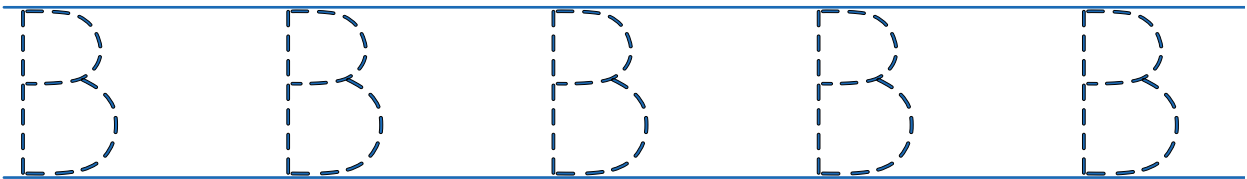
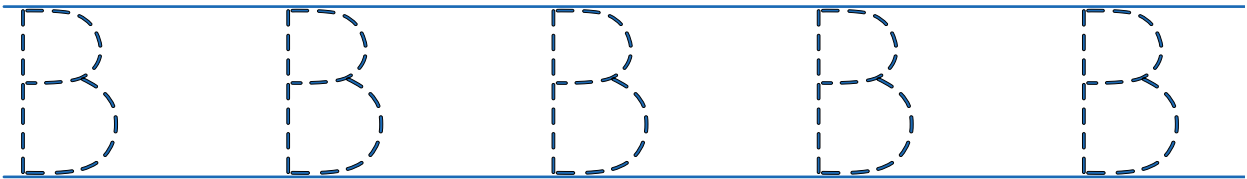
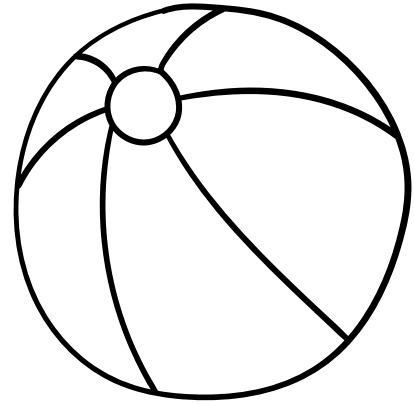
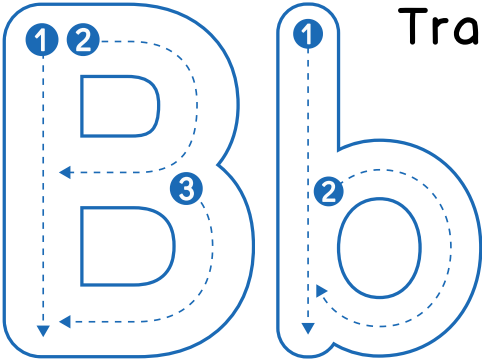
Name: _____

Ready to Learn: Unit 2 Lesson 2 Tracing Worksheet



Bis for Ball

Trace the letter Bb.



Name: _____

Ready to Learn: Unit 2 Lesson 2 Writing Worksheet



Write the Letter Bb.

Practice Writing - Do your Best!

B B B B B

B

B

b b b b b

b

b

Name: _____

Ready to Learn: Unit 2 Lesson 2 Writing Worksheet



Write the Letter Bb.

Practice Writing - Do your Best!

B

B

b

b