


# Hands-on learning

Ready to Learn: Unit 13 Lesson 1 - Letter K Activity

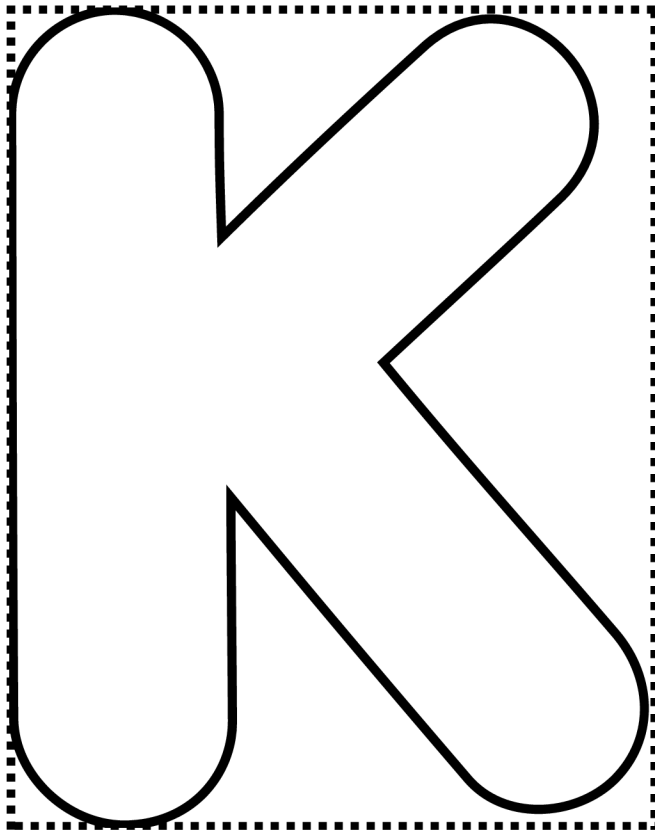


## K is for Koala

Color, cut-out, and paste onto scene.




Ears



Feet



Nose



Eyes

## **Extend the Lesson Online!**

Every worksheet is part of a complete program.

Find songs, sound videos, stories, and 6 free  
games per letter at:

[www.learning-made-easy-123.com](http://www.learning-made-easy-123.com)


Name: \_\_\_\_\_

Ready to Learn: Unit 13 Lesson 1 - Letter K Activity



**This page is blank by design.**

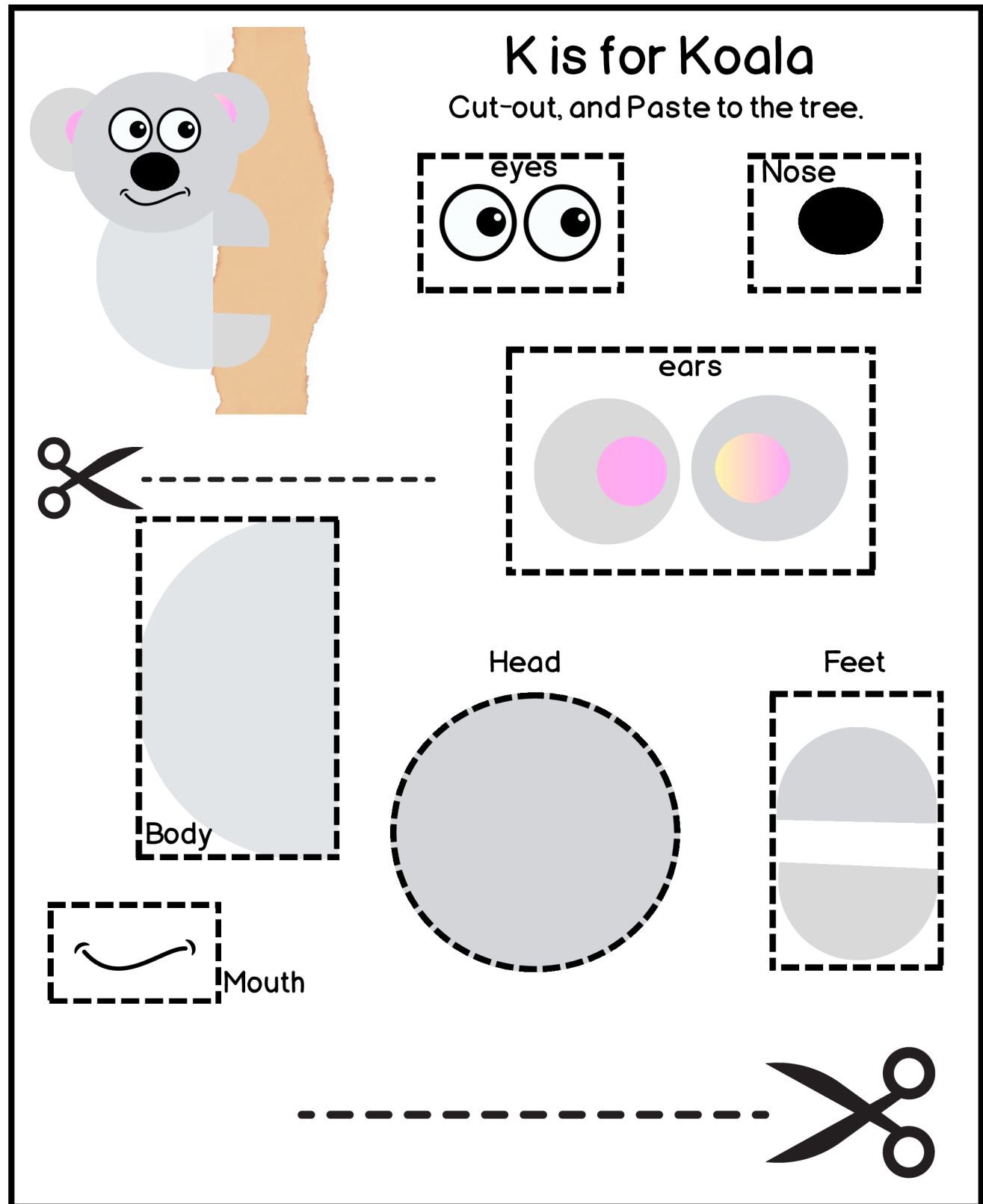
Cut and paste, freely!

 Keep these finished activities — they make a wonderful learning portfolio.



# Hands-on learning

Ready to Learn: Unit 13 Lesson 2 - Letter K Activity



## Blank page — made for you.

Use this space to keep your child's cut-and-paste activity safe. Consider displaying finished pages as a reminder of their hard work.




Name: \_\_\_\_\_

Ready to Learn: Unit 13 Lesson 2 - Letter K Activity



## Celebrate Progress!

Each finished worksheet = one more step in literacy success.

 Save your child's work and explore extra printables + activities online:


[www.learning-made-easy-123.com](http://www.learning-made-easy-123.com)

# Hands-on learning

Ready to Learn: Unit 14 Lesson 1 - Letter L Activity

## L is for Lion

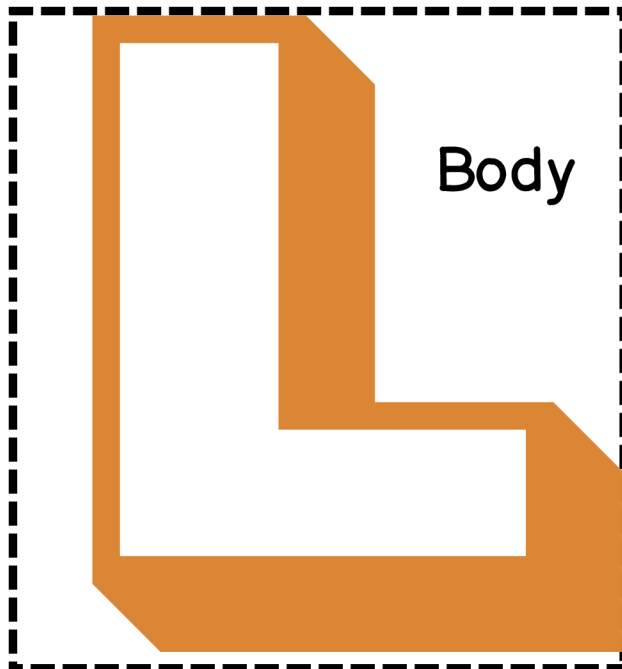

Color the Letter L, Cut-out the Lion,  
and Paste onto scene.



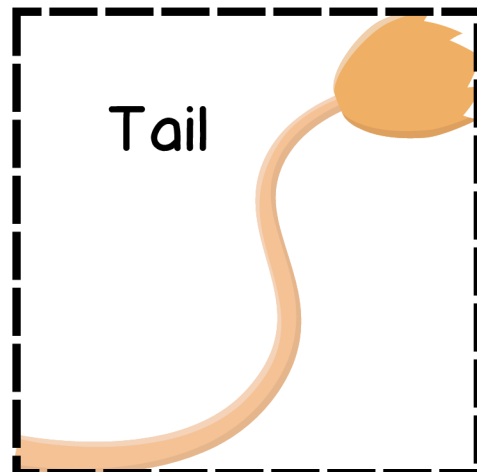
Head



Feet



Body



Tail


## Blank page — made for you.

Use this space to keep your child's cut-and-paste activity safe. Consider displaying finished pages as a reminder of their hard work.



Name: \_\_\_\_\_

Ready to Learn: Unit 14 Lesson 1 - Letter L Activity



## **Blank page — made for you.**

Use this space to keep your child's cut-and-paste activity safe. Consider displaying finished pages as a reminder of their hard work.





# Hands-on learning

Ready to Learn: Unit 14 Lesson 2 - Letter L Activity




## L is for Lollipop

Cut-out, and Paste to the party scene,



Lollipop



Lollipop Stick

## **Extend the Lesson Online!**

Every worksheet is part of a complete program.

Find songs, sound videos, stories, and 6 free  
games per letter at:

[www.learning-made-easy-123.com](http://www.learning-made-easy-123.com)

Name: \_\_\_\_\_

Ready to Learn: Unit 14 Lesson 2 - Letter L Activity




## **Blank page — made for you.**

Use this space to keep your child's cut-and-paste activity safe. Consider displaying finished pages as a reminder of their hard work.




# Hands-on learning

Ready to Learn: Unit 14 Lesson 1 - Letter M Activity




## M is for Mouse

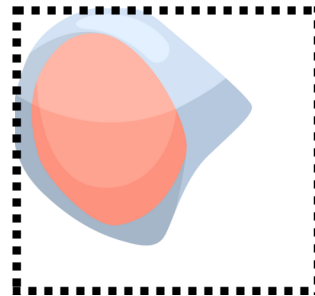
Cut-out, and Paste onto scene.



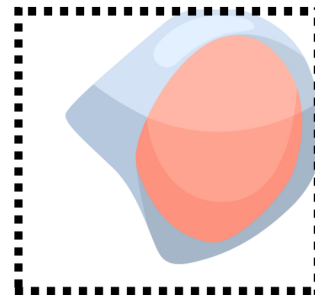
Eyes



Ears



Body



Nose



## 6 Free Games for Every Letter

This page has been intentionally left blank so that students can cut-and-paste activities freely!

Don't forget — this workbook comes with (FREE)  
songs, sound videos, games, stories, and  
companion activities at  
[www.learning-made-easy-123.com](http://www.learning-made-easy-123.com).

Name: \_\_\_\_\_

Ready to Learn: Unit 14 Lesson 1 - Letter M Activity



## Blank page — made for you.

Use this space to keep your child's cut-and-paste activity safe. Consider displaying finished pages as a reminder of their hard work.






# Hands-on learning

Ready to Learn: Unit 14 Lesson 2 - Letter M Activity




## M is for Mouse


Cut-out, and Paste to the scene.




whiskers



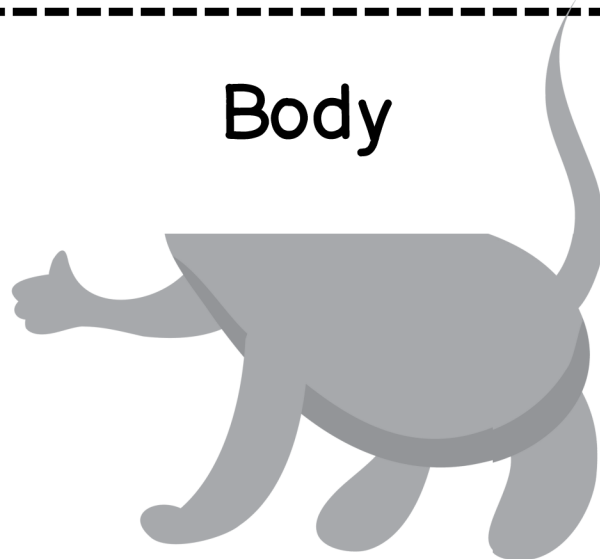
Head




Ears



Body



Eyes



Mouth



## **Extend the Lesson Online!**


Every worksheet is part of a complete program.

Find songs, sound videos, stories, and 6 free  
games per letter at:

[www.learning-made-easy-123.com](http://www.learning-made-easy-123.com)


Name: \_\_\_\_\_

Ready to Learn: Unit 14 Lesson 2 - Letter M Activity



## Celebrate Progress!

Each finished worksheet = one more step in literacy success.

 Save your child's work and explore extra printables + activities online:

[www.learning-made-easy-123.com](http://www.learning-made-easy-123.com)


# Hands-on learning

Ready to Learn: Unit 16 Lesson 1 - Letter N Activity



N is for Nest and  
Nightingale



Cut-out, and Paste onto scene.



Eggs



Nightingale



Nest




## 6 Free Games for Every Letter

This page has been intentionally left blank so that students can cut-and-paste activities freely!

Don't forget — this workbook comes with (FREE)  
songs, sound videos, games, stories, and  
companion activities at  
[www.learning-made-easy-123.com](http://www.learning-made-easy-123.com).

Name: \_\_\_\_\_

Ready to Learn: Unit 16 Lesson 1 - Letter N Activity



## Blank page — made for you.

Use this space to keep your child's cut-and-paste activity safe. Consider displaying finished pages as a reminder of their hard work.








# Hands-on learning

Ready to Learn: Unit 16 Lesson 2 - Letter N Activity



## Night Sky

Cut-out the Letter N, the stars, and the moon. Past to the night sky scene.



## **Extend the Lesson Online!**

Every worksheet is part of a complete program.

Find songs, sound videos, stories, and 6 free  
games per letter at:

[www.learning-made-easy-123.com](http://www.learning-made-easy-123.com)

Name: \_\_\_\_\_

Ready to Learn: Unit 16 Lesson 2 - Letter N Activity




N

Night Sky

**This page is blank by design.**

Cut, paste, freely!

 Keep these finished activities — they make  
a wonderful learning portfolio.



# Hands-on learning

Ready to Learn: Unit 17 Lesson 1 - Letter O Activity



## O is for Ostridge

Cut-out, and paste onto scene.



Head



Feet



Feathers



## **Extend the Lesson Online!**

Every worksheet is part of a complete program.

Find songs, sound videos, stories, and 6 free  
games per letter at:

[www.learning-made-easy-123.com](http://www.learning-made-easy-123.com)

Name: \_\_\_\_\_

Ready to Learn: Unit 17 Lesson 1 - Letter O Activity



## **Blank page — made for you.**

Use this space to keep your child's cut-and-paste activity safe. Consider displaying finished pages as a reminder of their hard work.







# Hands-on learning

Ready to Learn: Unit 17 Lesson 2 - Letter O Activity




## O is for Owl

Cut-out, and Paste to the scene.



Beak



## **Extend the Lesson Online!**

Every worksheet is part of a complete program.

Find songs, sound videos, stories, and 6 free  
games per letter at:

[www.learning-made-easy-123.com](http://www.learning-made-easy-123.com)

Name: \_\_\_\_\_

Ready to Learn: Unit 17 Lesson 2 - Letter O Activity



## **Blank page — made for you.**

Use this space to keep your child's cut-and-paste activity safe. Consider displaying finished pages as a reminder of their hard work.

