



Hands-on learning

Ready to Learn: Unit 14 Lesson 1 - Letter M Activity




M is for Mouse

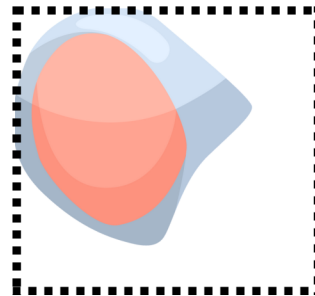
Cut-out, and Paste onto scene.



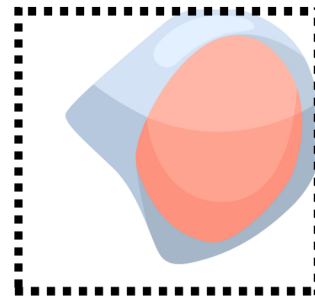
Eyes



Ears



Body



Nose



6 Free Games for Every Letter

This page has been intentionally left blank so that students can cut-and-paste activities freely!

Don't forget — this workbook comes with (FREE)
songs, sound videos, games, stories, and
companion activities at
www.learning-made-easy-123.com.

Name: _____

Ready to Learn: Unit 14 Lesson 1 - Letter M Activity



Blank page — made for you.

Use this space to keep your child's cut-and-paste activity safe. Consider displaying finished pages as a reminder of their hard work.



Hands-on learning

Ready to Learn: Unit 14 Lesson 2 - Letter M Activity




M is for Mouse


Cut-out, and Paste to the scene.




whiskers



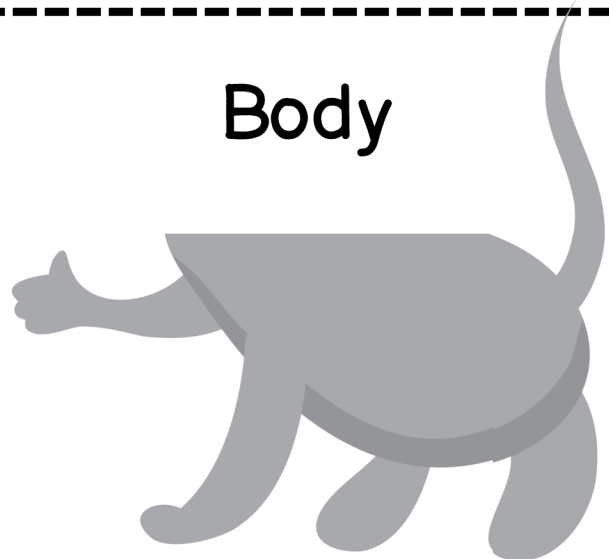
Head




Ears



Body



Eyes



Mouth



Extend the Lesson Online!

Every worksheet is part of a complete program.

Find songs, sound videos, stories, and 6 free
games per letter at:

www.learning-made-easy-123.com


Name: _____

Ready to Learn: Unit 14 Lesson 2 - Letter M Activity



Celebrate Progress!

Each finished worksheet = one more step in literacy success.

 Save your child's work and explore extra printables + activities online:

www.learning-made-easy-123.com