


Hands-on learning


Ready to Learn: Unit 10 Lesson 1 - Letter I Activity

I is for Iguana



Color Letter I, Cut-out, and Paste the Iguana onto the scene




Tail



Head



Hands and Feet



Scales



Extend the Lesson Online!

Every worksheet is part of a complete program.

Find songs, sound videos, stories, and 6 free
games per letter at:

www.learning-made-easy-123.com

Name: _____

Ready to Learn: Unit 10 Lesson 1 - Letter I Activity



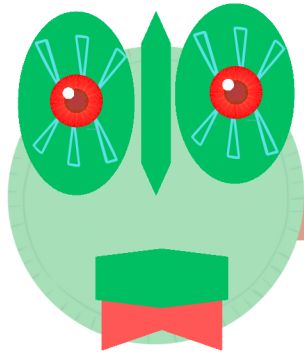
Blank page — made for you.

Use this space to keep your child's cut-and-paste activity safe. Consider displaying finished pages as a reminder of their hard work.



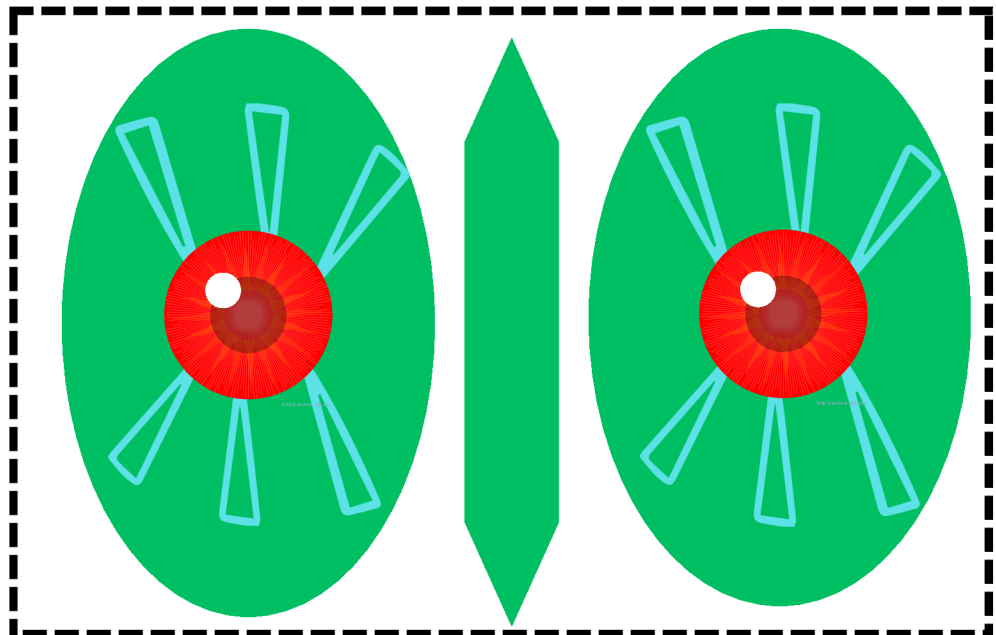
Hands-on learning

Ready to Learn: Unit 10 Lesson 2 - Letter I Activity




I is for Iguana

Cut-out, and Paste to the Iguana's head.



Eyes




Mouth



This page is blank by design.

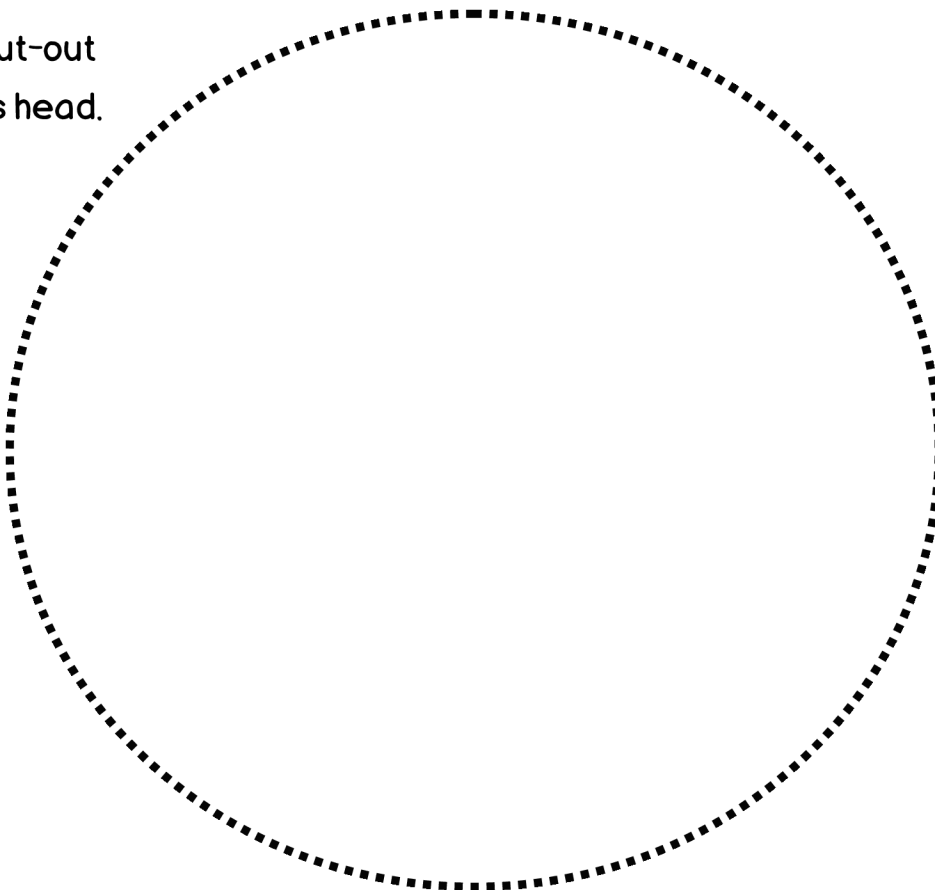
Cut, paste, freely!

 Keep these finished activities — they make a wonderful learning portfolio.

Name: _____

Ready to Learn: Unit 10 Lesson 2 - Letter I Activity

Color and Cut-out
the Iguana's head.




Fold the paper along the dotted lines to make your Mask stick!

Tip: Use some tape to make your mask stick strong.



Celebrate Progress!

Each finished worksheet = one more step in literacy success.

 Save your child's work and explore extra printables + activities online:

www.learning-made-easy-123.com