

Hands-on learning

Ready to Learn: Unit 19 Lesson 1 - Letter P Activity



P is for Parrot

Cut-out, and Paste onto scene.

Feathers

right eye



Mouth




6 Free Games for Every Letter

This page has been intentionally left blank so that students can cut-and-paste activities freely!

Don't forget — this workbook comes with (FREE)
songs, sound videos, games, stories, and
companion activities at
www.learning-made-easy-123.com.

Name: _____

Ready to Learn: Unit 19 Lesson 1 - Letter P Activity



Blank page — made for you.

Use this space to keep your child's cut-and-paste activity safe. Consider displaying finished pages as a reminder of their hard work.

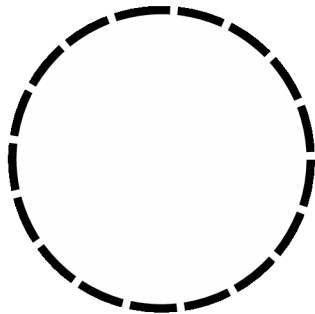




Hands-on learning

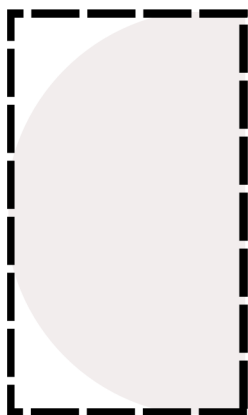
Ready to Learn: Unit 19 Lesson 2 - Letter P Activity

P is for Panda

Cut-out, and Paste to the tree in the
panda forest scene.




Head



Body



ears



Face



arms



legs



Extend the Lesson Online!

Every worksheet is part of a complete program.

Find songs, sound videos, stories, and 6 free
games per letter at:

www.learning-made-easy-123.com


Name: _____

Ready to Learn: Unit 19 Lesson 2 - Letter P Activity



This page is blank by design.

Cut, paste, freely!

 Keep these finished activities — they make a wonderful learning portfolio.